



Parent Portal

Savanna Elementary School District

The screenshot shows the Aeries Student Information System login interface. At the top right, there is a language dropdown menu set to "English". The Aeries logo, a stylized "A" with red and blue accents, is centered above the word "Aeries" in a large blue font, with "Student Information System" in a smaller red font below it. A white input field with the placeholder text "Email" is positioned below the logo. Underneath the input field is a red button with the text "NEXT" in white. At the bottom of the form, there is a link that says "Forgot Password?".

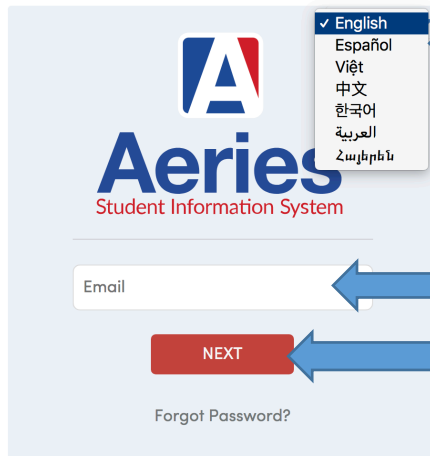
Instructions for Registration 2022-2023 School Year

Aeries Parent Portal Registration

Parent Portal Access

Click on link in the email or <https://savannasd.asp.aeries.net/Student/LoginParent.aspx> to access the Parent Portal:

Savanna Elementary School District




✓ Select either English or Español. Other Languages are not available at this time.

✓ Insert your email address

✓ Select **Next**

Savanna Elementary School District



✓ Insert your password

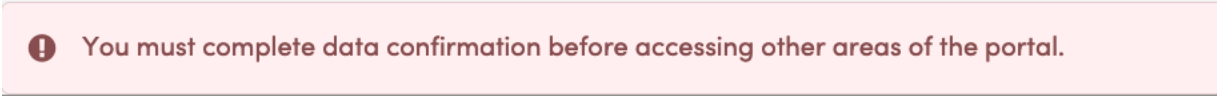
✓ Select **Sign In**

✓ If you cannot remember your password, click **Forgot Password** and an email with instructions will be sent to your email address on file

You should now have access to the Parent Portal. If you have issues accessing the parent portal, send an email to: savanna.aeries@savsd.org

Registration

The **home page** will show a red banner with a message regarding the confirmation process. You cannot access any other part of the portal until the data confirmation process is complete.



Family Information

This page includes both a Military and Residence Survey.

Please select whether or not at least one parent/guardian of this student is active in the United States Armed Forces:

Yes, at least one parent/guardian of this student is active in the United States Armed Forces.

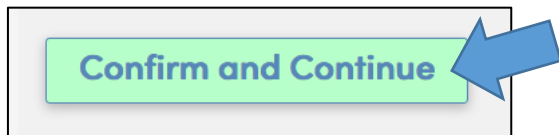
No, parent does not have a parent/guardian who is active in the United States Armed Forces.

Please select one of the following options to complete the residence survey:

Temporary Shelters
A temporary residence provided for homeless individuals who would otherwise sleep on the street or a temporary residence provided to individuals in emergency situations.
This is also applicable to children who are in temporary residences awaiting permanent placement in foster care.
Example: Women's shelter or homeless shelter.

Hotels/Motels
A temporary residence for homeless individuals usually requiring payment or

- ✓ Please select one of the options for each of the two surveys by **clicking the square area** to the left of the chosen response



- ✓ Then select **Confirm and Continue** to move on to the next section

Family Income Survey

This page will ask you questions about your household income.

✓ Please answer each question

Welcome to the Savanna School District On-Line Registration for Continuing Students.

Data Confirmation (Registration) allows a parent to complete the process of re-enrolling their student.

Follow the instructions on each tab below to complete the Registration process.

Step by Step documentation is available on the SAVSD website under Parent Resources: [Click Here](#)

Family Information

Income

Student

Contacts

Medical History

Documents

Authorizations

Final Data Confirmation

How many people are in your household?

1 2 3 4 5 More

What is your total monthly household income?

\$3363 or less

\$3364 - \$4766

\$4767 or greater

Confirm and Continue

✓ Once confirmed, the **Income Survey tab** will display a green check mark and cannot be accessed again during current session or subsequent logins to the **Parent Data Confirmation** area.

Income Survey

Are you sure you want to continue, this will indicate that you've declined to state your income levels? Once submitted this will not be editable.

Decline To Respond Complete the Survey

✓ If you wish to opt out of providing Income information, select **Confirm and Continue** without selecting any answers

✓ The Income Survey cannot be accessed again during current session or subsequent logins to the Parent Data Confirmation area.

Confirm and Continue

✓ Once all information is correct, or if you are choosing to opt out of providing this information, select **Confirm and Continue** to move on to the next section

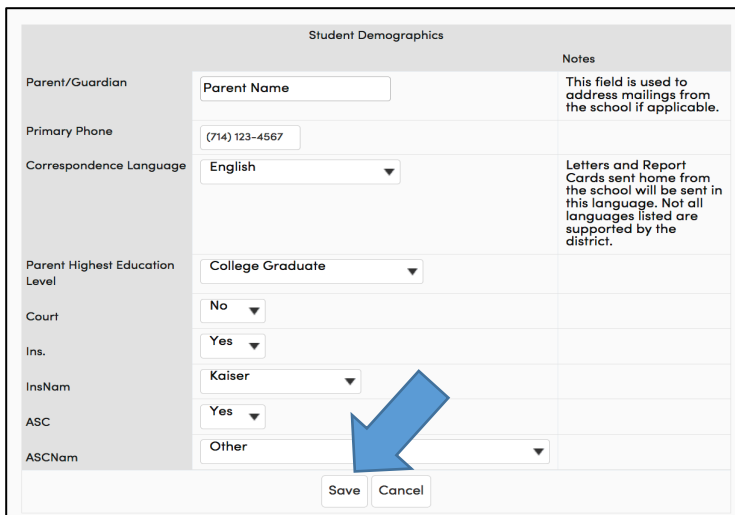
Student

The **Student Demographic** screen will require you to update specific information for the primary parent/guardian contact. If the mailing address has changed, please contact your school office to provide new address.



A screenshot of the top portion of the 'Student Demographics' form. It shows fields for 'ASC' and 'ASCName'. Below these fields is a 'Change' button, which is highlighted with a blue arrow pointing to it from the right.

- ✓ To update any changes to the primary parent/guardian contact select the **Change** button at the bottom of the screen.

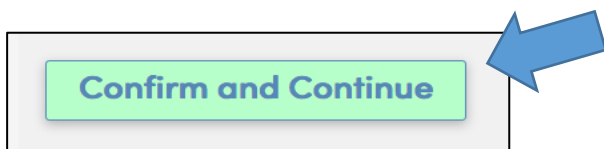


A screenshot of the 'Student Demographics' form. The form is divided into two columns: 'Parent/Guardian' and 'Notes'. The 'Parent/Guardian' column contains fields for 'Parent Name', 'Primary Phone', 'Correspondence Language', 'Parent Highest Education Level', 'Court', 'Ins.', 'InsName', 'ASC', and 'ASCName'. The 'Notes' column contains explanatory text for the 'Parent Name' and 'Correspondence Language' fields. At the bottom of the form are 'Save' and 'Cancel' buttons. A blue arrow points to the 'Save' button.

- ✓ The fields will turn white and allow new information to be entered. Then select the **Save** button.

Information being requested is as follows:

- ✓ **Court:** Do you have any legal paperwork for custody/guardianship? Please select **Yes** or **No**. If the answer is yes, please make sure the school office has a copy of the legal paperwork as required.
- ✓ **Ins. (Insurance):** Do you have medical insurance? Please select **Yes** or **No**.
- ✓ **InsName (Insurance Name):** Please select which insurance you have.
- ✓ **ASC (After School Care):** Does your child attend an after-school care program? Please select **Yes** or **No**.
- ✓ **ASCName (After School Care Name):** Please select the after-school care program your child attends.



A screenshot of a green button with the text 'Confirm and Continue' in blue. A blue arrow points to the button from the right.

- ✓ Once all information is correct, or if no changes are needed, select **Confirm and Continue** to move on to the next section

Contacts

The **Contacts** screen will allow you to view each existing contact or add new contacts for your student. Please provide the following minimum number of contacts.

- 1) Contact information for each Parent or Guardian
- 2) Contact information for two additional adults that can be contacted in emergencies

To update an existing contact:

Parent Name
1234 School Dr, Anaheim CA 92804

Edit Contact

Prefix	Last Name	First Name	Middle Name	Suffix	Mailing Name
	Parent				Parent Name

Address: 1234 School Dr, Anaheim, CA 92804

Relationship: Mother, Code: Parent/Guan, Preferences: General and EmERGE, Mail Tag: Copy of All

Telephone: (714) 123-4567, Work Phone, Ext, Mobile Phone, Pager, Car/Ling

Email Address: parent@gmail.com, Employer Name, Employer Location

Buttons: Save, Cancel, Delete

- ✓ Select the edit button (pencil icon) next to the name of specific contact you want to update
- ✓ Change any information that is incorrect
- ✓ Select the **Save** button to confirm changes

To delete an existing contact:

Parent Name
1234 School Dr, Anaheim CA 92804

Edit Contact

Prefix	Last Name	First Name	Middle Name	Suffix	Mailing Name
	Parent				Parent Name

Address: 1234 School Dr, Anaheim, CA 92804

Relationship: Mother, Code: Parent/Guan, Preferences: General and EmERGE, Mail Tag: Copy of All

Telephone: (714) 123-4567, Work Phone, Ext, Mobile Phone, Pager, Car/Ling

Email Address: parent@gmail.com, Employer Name, Employer Location

Buttons: Save, Cancel, Delete

- ✓ Select the edit button (pencil icon) next to the name of specific contact you want removed
- ✓ Select the **Delete** button at the bottom to remove the contact

To add a new contact:

Contacts

Add

- ✓ Select the **Add** button in the top right corner of the screen
- ✓ Fill in ALL contact field information

Save Cancel Delete

- ✓ Select the **Save** button to confirm contact information

Confirm and Continue

- ✓ Select **Confirm and Continue** to move on to the next section

Medical History

The **Medical History** screen will allow you to view Current Medical conditions, update if necessary, and add any NEW Medical Conditions.

To update an existing condition:

Medical History and Current Medical Conditions					
Condition	Effective Date	Age	Grade	Comment	
Chronic Health Issue	07/01/2015	8	3	8-1-19: Eczema	No Longer Applies
Wears glasses	07/20/2016	9	4		No Longer Applies
Asthma	07/06/2017	9	4		No Longer Applies

- ✓ Any field that has a white background can be updated
- ✓ If you are making any additional comments, please ***make sure to put the date*** in which you are adding the comment.
- ✓ If the condition no longer applies select the **No Longer Applies** button.

To add a new or additional conditions:

Additional Conditions
Please Check All That Apply

Allergy Epinephrine Auto Injector PE/Activity Restrictions
 Allergy - Environmental Hearing Seizures/ Epilepsy
 Allergy - Food Meds in office Skin Condition

Effective Date: 06/26/2019

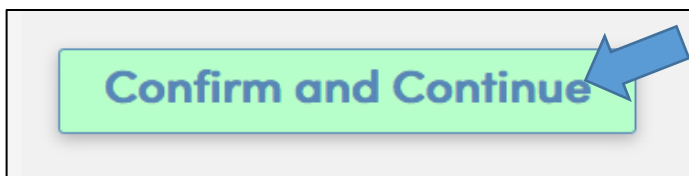
Age:

Grade:

Comment:

Allergy - Medication Meds at home Tubes in ears
 Allergy - Seasonal Other - see comments

- ✓ Click on the appropriate check box for Medical Condition
- ✓ Effective date will automatically populate but can be changed as needed
- ✓ Enter all relevant information
- ✓ Select **Save**



- ✓ Once all information is correct, or if no changes are needed, select **Confirm and Continue** to move on to the next section

Documents

The **Documents** screen will provide various documents that need to be read and reviewed each school year. You can download and save these documents to your computer or they can be accessed at any time on the Savanna School District website.

Please open and review each of the Annual Parent Notification documents.

- These documents can be found on the District website under Registration > Parent Resources at any time.
- Click on the document to open and view in another window.
- Once all documents have been reviewed, select Confirm and Continue to move on to the next section.

Documents

Savanna School District Annual Notice *Required

Please read and review the District Annual Notification to Parents/Students. You will be asked to acknowledge the receipt of this document in the next section. You may save or print the document for your records. The District Annual Notification to Parents/Students can also be accessed online anytime on the District's website under the **registration** tab.

I have read and accepted the required document.

Important 2022-23 Meal Program Information *Required

Please read and review the annual Free and Reduced-Price Meals information. You will be asked to acknowledge the receipt of this document in the next section. You may save or print the document for your records. The Annual Free and Reduced-Price Meals Document can also be accessed online anytime on the District's website under the **registration** tab.

I have read and accepted the required document.

Food Service Letter to the Household *Required

Please read and review the Food Service Letter to Household. You will be asked to acknowledge the receipt of this document in the next section. You may save or print the document for your records. This document can also be accessed online anytime on the District's website under the **registration** tab.

I have read and accepted the required document.

Parent/Student Internet Use Policy *Required

Please read and review the Annual Parent/Student Internet Use Policy. You will be asked to acknowledge the receipt of this document in the next section. You may save or print the document for your records. The Annual Parent/Student Internet Use Policy can also be accessed online anytime on the District's website under the **registration** tab.

I have read and accepted the required document.

Medi-Cal Consent Information *Required

The District, in cooperation with the California Departments of Health Care Services and Education, participates in a program that allows the District to be reimbursed for select health services provided to Medi-Cal eligible students at school. To receive reimbursement for these services, the District must obtain consent to release limited education records. Even if your student is not currently Medi-Cal eligible, your consent is still needed in the event that your child becomes eligible.

In the next section of registration you will be asked to **allow** or **deny** this authorization.

I have read the required document.

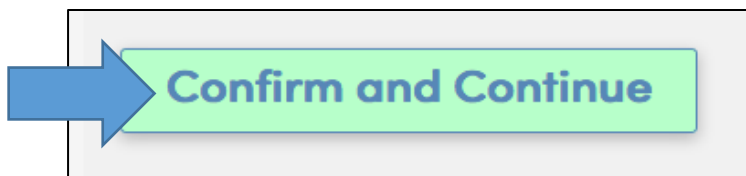
Handbooks

Holder Handbook *Required

Please read and review the Annual School Handbook. You will be asked to acknowledge the receipt of this document in the next section. You may save or print the document for your records. The Annual School Handbook can also be accessed online anytime on the school's website under the **parents** tab.

I have read and accepted the required document.

✓ Click on each document to open and view in another window. The box will turn green, once a document has been viewed.



✓ Once all documents have been viewed, select **Confirm and Continue** to move on to the next section

Authorizations

The Authorizations and Prohibitions screen will display important District notifications for you to read and review. **You must select a status for each Authorization.**

- Family Information
- Income
- Student
- Contacts
- Medical History
- Documents
- 7 Authorizations**
- 8 Final Data Confirmation

Confirm and Continue

Review and provide a response to each of the following authorizations:

Authorizations and Prohibitions	
Description	Status
<p>* Parent/Student Handbook I/We have read and accept the School Parent/Student Handbook information, including but not limited to Attendance, Safety, Health Services, Nutritional Guidelines, Dress Code, Student Behavior, Rules, Discipline Policies, Visitation, and Internet Use policies. I am aware that the School Parent/Student handbook is available on our school's website by clicking on the parents tab.</p>	<input type="checkbox"/> I Acknowledge <input type="checkbox"/> DO NOT USE
<p>* Annual Notice to Parents/Guardians I have read and accepted the District Annual Notification of Rights as required by Education Code 48982. I am aware that the District Annual Notification to Parents/Guardians can also be accessed online anytime on the District's website under the registration tab.</p>	<input type="checkbox"/> I Acknowledge <input type="checkbox"/> DO NOT USE
<p>* Internet Use Policy I/We have read and agree to adhere to the Parent/Student Internet Use Policy. I understand that (I am, my child) is expected to act in a responsible manner and follow all guidelines regarding use of the school's technology resources, and that all privileges on such systems can be revoked for violations of the policy. I am aware that the Internet Use Policy and Agreement can also be accessed online anytime on the District's website under the registration tab.</p>	<input type="checkbox"/> I Acknowledge <input type="checkbox"/> DO NOT USE
<p>* Medical Emergency In the event of a medical emergency (and at parent's expense), the school may call 911 and your child may be transported to the nearest local medical facility for treatment.</p>	<input type="checkbox"/> I Acknowledge <input type="checkbox"/> DO NOT USE
<p>* Medi-Cal Consent I grant consent to the release of my child's related health records and access to my child's Medi-Cal benefits. The District, in cooperation with the California Departments of Health Care Services and Education, participates in a program that allows the District to be reimbursed for select health services provided to Medi-Cal eligible students at school. To receive reimbursement for these services, the District must obtain consent to release limited education records. Even if your student is not currently Medi-Cal eligible, your consent is still needed in the event that your child becomes eligible.</p>	<input type="checkbox"/> Allow <input type="checkbox"/> Deny
<p>* School Marquee I give permission for my child's name to be displayed on the school marquee.</p>	<input type="checkbox"/> Allow <input type="checkbox"/> Deny
<p>* Medical Information Shared with Staff I give permission for my child's medical information to be shared with appropriate school staff (i.e. teachers working with my child, site administrators, etc), as necessary.</p>	<input type="checkbox"/> Allow <input type="checkbox"/> Deny
<p>* Photo/Video Release ***Please note that if permission is not granted, your child will not be included in the annual class portrait*** I give permission to District Staff or PTA to use photographs/video of my child in connection with school activities, which includes but is not limited to the following: annual class portrait, PTA publications, the School's or District's online platforms.</p>	<input type="checkbox"/> Allow <input type="checkbox"/> Deny
<p>* Release of Student Transcripts I give permission to the District to release my child's transcripts electronically to Anaheim Union High School when they enter 6th grade.</p>	<input type="checkbox"/> Allow <input type="checkbox"/> Deny
<p>* District Device Savanna School District devices are available for check out for 3rd-6th grade students. Would you like to check out a Chromebook for the 2022-2023 school year?</p>	<input type="checkbox"/> Yes <input type="checkbox"/> No
<p>* Extended Learning Opportunity The Savanna School District will be offering an after school Extended Learning Opportunity Program (WINGS) that extends to 6:00pm on site. Would you like to reserve a space for your child?</p>	<input type="checkbox"/> Yes <input type="checkbox"/> No
<p style="color: #c00000; font-weight: bold; font-size: small;">* Response Required</p> <div style="text-align: center; margin-top: 5px;"> <input style="width: 100%; height: 20px;" type="text"/> </div>	

✓ Select the status for **ALL** Authorizations listed

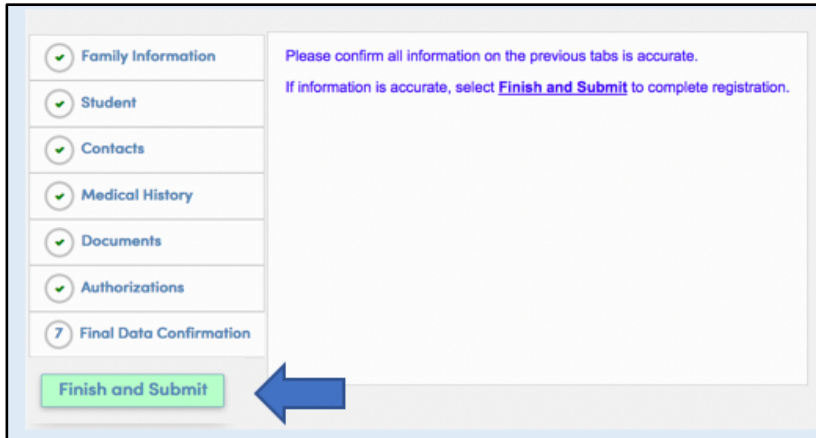
✓ When complete, select **Save**



✓ Select **Confirm and Continue** to move on to the last section.

FINAL DATA CONFIRMATION

The **Final Data Confirmation** screen requires you to confirm that all information on the previous tabs are correct.



Family Information ✓
Student ✓
Contacts ✓
Medical History ✓
Documents ✓
Authorizations ✓
7 Final Data Confirmation

Please confirm all information on the previous tabs is accurate.
If information is accurate, select **Finish and Submit** to complete registration.

Finish and Submit

- ✓ Once you have verified that all data is accurate, select **Finish and Submit**.

After you select **Finish and Submit**, your student is registered for the 2022-2023 School Year. A Data Confirmation Receipt email will be sent to the email address of the designated parent account. You can print a copy of the emergency card for your records if needed.



Savanna School District

1330 S. Knott Ave., Anaheim 92804 • 714) 236-3800

Portal de Padres

Distrito Escolar Savanna

Español ▼

Aeries[®]
Student Information System

< Contraseña

INGRESAR

¿Olvidó su contraseña?

Instrucciones para la Registración Año Escolar 2022-2023

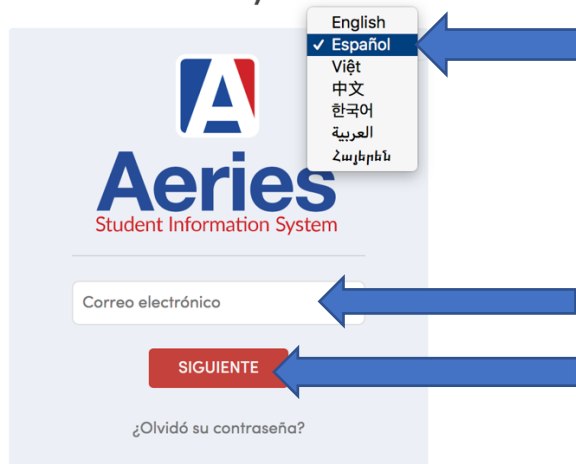
Registración del Portal Aeries para Padres

Acceso al Portal de Padres

Haga clic en el enlace en el correo electrónico o

<https://savannasd.asp.aeries.net/Student/LoginParent.aspx> para acceder al Portal de Padres:

Savanna Elementary School District



✓ Elija English o Español, otros idiomas no están disponibles en este momento.

✓ Ingrese su correo electrónico

✓ Seleccione **Siguiente**

Savanna Elementary School District



✓ Ingrese su contraseña

✓ Seleccione **Ingresar**

✓ Si no puede recordar su contraseña, haga clic en **Olvidó su Contraseña** y un correo electrónico con instrucciones será enviado a su correo electrónico en el archivo

Ahora debería tener acceso al Portal de Padres. Si tiene problemas para acceder al portal de padres, envíe un correo electrónico a: savanna.aeries@savsd.org

Registración

La **página principal** mostrará una bandera roja con un mensaje acerca de el proceso de registración. Usted no puede acceder ninguna parte del portal hasta que se complete el proceso de confirmacionde datos.

 You must complete data confirmation before accessing other areas of the portal.

Información Familiar

Esta página incluye ambas encuestas Militar y de Residencia.

Por favor seleccione si al menos un padre/tutor de este estudiante está activo en las Fuerzas Armadas de los Estados Unidos:

Sí, por lo menos un padre / tutor de este estudiante está activo en las Fuerzas Armadas de los Estados Unidos.

No, el estudiante no tiene un padre / guardián que esté activo en las Fuerzas Armadas de los Estados Unidos.

Por favor seleccione una de las opciones siguientes para completar la encuesta de residencia:

Albergue Temporales
Una residencia temporal para personas sin hogar que de otra manera dormirían en la calle o una residencia temporal para las personas en situaciones de emergencia. Esto también es aplicable a los niños que están en residencias temporales o en espera de colocación permanente en un hogar de crianza.

- ✓ Por favor seleccione una de las opciones para cada una de las dos encuestas **haciendo clic en el área cuadrada** a la izquierda de la respuesta seleccionada

Confirmar y continuar

- ✓ Después seleccione **Confirmar y Continuar** para seguir a la siguiente sección

Encuesta de Ingreso Familiar

Esta página le hará preguntas sobre los ingresos de su hogar.

Welcome to the **Savanna School District** On-Line Registration for Continuing Students.

Data Confirmation (Registration) allows a parent to complete the process of re-enrolling their student.

Follow the instructions on each tab below to complete the Registration process.

Step by Step documentation is available on the SAVSD website under Parent Resources: [Click Here](#)

Family Information

2 Income

3 Student

4 Contacts

5 Medical History

6 Documents

7 Authorizations

8 Final Data Confirmation

Confirm and Continue

How many people are in your household?

1 2 3 4 5 More

What is your total monthly household income?

\$3363 or less

\$3364 - \$4786

\$4787 or greater

✓ Por favor responda a cada pregunta

✓ Una vez confirmada, la sección **Encuesta de Ingresos** mostrará una marca de verificación verde y no se podrá acceder nuevamente durante la sesión actual o durante otras entradas al área de **Confirmación de Datos de Padres**.

Income Survey

Are you sure you want to continue, this will indicate that you've declined to state your income levels? Once submitted this will not be editable.

Decline To Respond Complete the Survey

✓ Si desea no proporcionar esta información de ingresos, seleccione **Confirmar y Continuar** sin seleccionar ninguna respuesta

✓ La Encuesta de Ingresos no se podrá acceder nuevamente durante la sesión actual o durante otras entradas al área de Confirmación de Datos de Padres.

Confirmar y continuar

✓ Una vez que toda la información este correcta, o si elige por no proporcionar esta información, seleccione **Confirmar y Continuar** para pasar a la siguiente sección

Estudiante

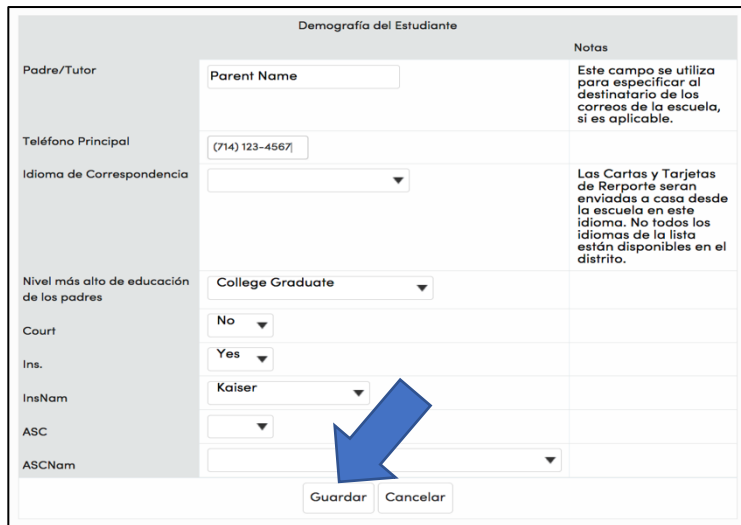
La pantalla de **Demografía del Estudiante** requerirá que actualice información específica para el contacto principal de los padres/guardianes. Si la dirección de correo ha cambiado, comuníquese con la oficina de su escuela para proporcionar una nueva dirección.



✓ ASC
ASCNam

Cambio

Para actualizar cualquier cambio en el contacto principal del padre/guardián, seleccione el botón **Cambio** en la parte inferior de la pantalla.



Demografía del Estudiante

Notas

Este campo se utiliza para especificar al destinatario de los correos de la escuela, si es aplicable.

Las Cartas y Tarjetas de Reporte serán enviadas a casa desde la escuela en este idioma. No todos los idiomas de la lista están disponibles en el distrito.

Padre/Tutor Parent Name

Teléfono Principal (714) 123-4567

Idioma de Correspondencia

Nivel más alto de educación de los padres College Graduate

Court No

Ins. Yes

InsNam Kaiser

ASC

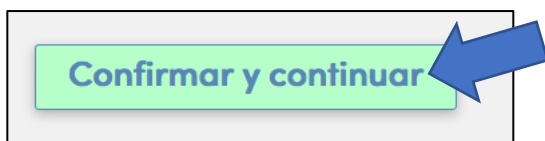
ASCNam

Guardar Cancelar

Las áreas se pondrán en blanco y permitirán que nueva información sea ingresada. Después seleccione el botón **Guardar**.

La información solicitada es la siguiente:

- ✓ **Corte:** ¿Tiene usted algún papel legal por la custodia/tutela? Por favor, seleccione **Sí** o **No**. Si la respuesta es sí, por favor asegúrese de que la oficina de la escuela tenga una copia de los documentos legales según sea necesario.
- ✓ **Ins. (Seguro):** ¿Tiene seguro médico? Por favor, seleccione **Sí** o **No**.
- ✓ **InsName (Nombre de Seguro):** Por favor, seleccione el seguro que tenga.
- ✓ **ASC (Cuidado Después de Escuela):** ¿Asiste su hijo/a a un programa de cuidado después de escuela? Por favor, seleccione **Sí** o **No**.
- ✓ **ASCNam (Nombre de Cuidado Después de Escuela):** Por favor seleccione el programa después de escuela que su hijo/a asiste.



Confirmar y continuar

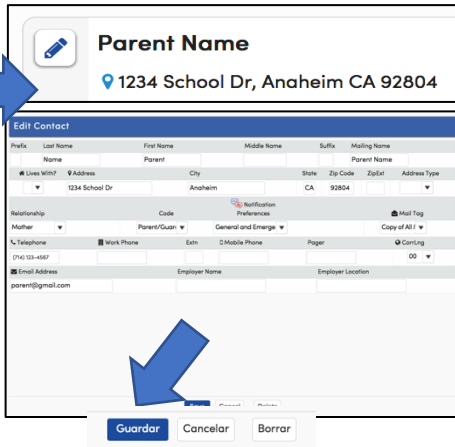
- ✓ Una vez que toda la información está correcta, o si no hay cambios necesarios, seleccione **Confirmar y Continuar** para seguir a la siguiente sección

Contactos

La pantalla de **Contactos** le permitirá ver cada contacto existente o agregar nuevos contactos para su estudiante. Por favor proporcione el siguiente número mínimo de contactos.

- 1) Información de contacto de cada Padre o Guardián
- 2) Información de contacto para dos adultos adicionales que pueden ser contactados en caso de emergencias

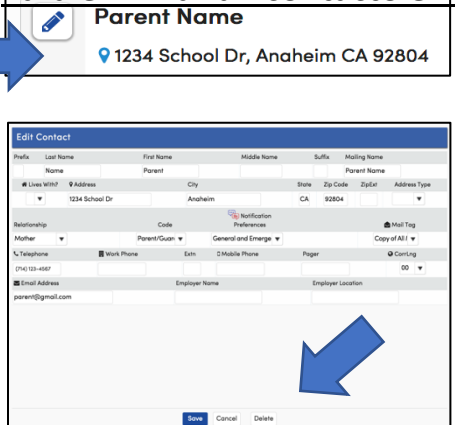
Para actualizar un contacto existente:



The screenshot shows the 'Edit Contact' form for a contact named 'Parent Name' at '1234 School Dr, Anaheim CA 92804'. A blue arrow points to the pencil icon next to the name. The form contains fields for name, address, relationship, and contact information. At the bottom, there are three buttons: 'Guardar', 'Cancelar', and 'Borrar'.

- ✓ Seleccione el botón de editar (icono de lápiz) junto al nombre del contacto específico que desea actualizar
- ✓ Cambie cualquier información que sea incorrecta
- ✓ Seleccione el botón **Guardar** para confirmar los cambios

Para eliminar un contacto existente:



The screenshot shows the 'Edit Contact' form for a contact named 'Parent Name' at '1234 School Dr, Anaheim CA 92804'. A blue arrow points to the pencil icon next to the name. The form contains fields for name, address, relationship, and contact information. At the bottom, there are three buttons: 'Save', 'Cancel', and 'Delete'.

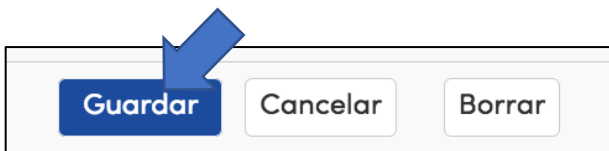
- ✓ Seleccione el botón de editar (icono de lápiz) junto al nombre del contacto específico que desea eliminar
- ✓ Seleccione el botón **Borrar** en la parte inferior para eliminar el contacto

Para agregar un contacto nuevo:



The screenshot shows the 'Contactos' screen with a blue header bar. A blue arrow points to the 'Agregar' button in the top right corner.

- ✓ Seleccione el botón **Agregar** en la parte superior a la derecha de la pantalla
- ✓ Complete TODAS las secciones de información de contacto
- ✓ Seleccione el botón **Guardar** para confirmar la información de contacto



The screenshot shows the bottom buttons: 'Guardar', 'Cancelar', and 'Borrar'. A blue arrow points to the 'Guardar' button.



The screenshot shows a green button labeled 'Confirmar y continuar' with a blue arrow pointing to it.

- ✓ Seleccione **Confirmar y Continuar** para seguir a la siguiente sección

Historial Médico

La pantalla de **Historial Médico** le permitirá ver las condiciones Médicas Actuales, actualizar si es necesario, y agregar NUEVAS Condiciones Médicas.

Para actualizar una condición existente:

Condición	Fecha de vigencia	Edad	Grado	Comentario	
Problema de salud crónica		8	3	8-1-19: Eczema	No Longer Applies
Usa lentes	07/20/2016	9	4		No Longer Applies
Asma	07/06/2017	9	4		No Longer Applies

- ✓ Cualquier campo que tenga un fondo blanco se puede actualizar
- ✓ Si está haciendo comentarios adicionales, asegúrese ***de indicar la fecha*** en la que esta agregando el comentario.
- ✓ Si la condición ya no se aplica, seleccione el botón **No Longer Applies (Ya No Aplica)**.

Para agregar una condición nueva o adicional:

Condiciones Adicionales
Por favor, marque todas las que correspondan

Alergia
 Alergia- Ambiental
 Alergia - Comida
 Alergia - Medicamento
 Alergia - Temporal

Epinefrina Auto Inyector
 Auditorio
 Medicamento en la oficina
 Medicamento en la casa
 Otro - vea los

PE/Restricciones de Actividad
 Convulsiones/Epilepsia
 Condición de la Piel
 Tubos en los oídos

Fecha de vigencia: 06/27/2019
 Edad: 10
 Grado: 5
 Comentario: Strawberries

Guardar

- ✓ Seleccione la caja apropiada para la Condición Médica
- ✓ Se usará la fecha de hoy como fecha efectiva, pero puede ser cambiada como sea apropiado
- ✓ Introduzca toda la información relevante
- ✓ Seleccione **Guardar**

Confirmar y continuar

- ✓ Una vez que toda la información está correcta, o si no se necesitan cambios, seleccione **Confirmar y**

Continuar para seguir a la siguiente sección

Documentos

La pantalla de **Documentos** le proporcionará varios documentos que deben leerse y revisarse cada año escolar. Puede descargar y guardar estos documentos en su computadora o puede acceder a ellos en cualquier momento en el sitio web del Distrito Escolar Savanna.

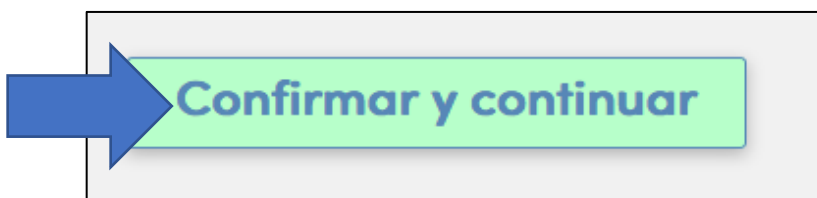
Documents

- Savanna School District Annual Notice** *Required
Please read and review the District Annual Notification to Parents/Students. You will be asked to acknowledge the receipt of this document in the next section. You may save or print the document for your records. The District Annual Notification to Parents/Students can also be accessed online anytime on the District's website under the **registration** tab.
 I have read and accepted the required document.
- Important 2022-23 Meal Program Information** *Required
Please read and review the annual Free and Reduced-Price Meals information. You will be asked to acknowledge the receipt of this document in the next section. You may save or print the document for your records. The Annual Free and Reduced-Price Meals Document can also be accessed online anytime on the District's website under the **registration** tab.
 I have read and accepted the required document.
- Food Service Letter to the Household** *Required
Please read and review the Food Service Letter to Household. You will be asked to acknowledge the receipt of this document in the next section. You may save or print the document for your records. This document can also be accessed online anytime on the District's website under the **registration** tab.
 I have read and accepted the required document.
- Parent/Student Internet Use Policy** *Required
Please read and review the Annual Parent/Student Internet Use Policy. You will be asked to acknowledge the receipt of this document in the next section. You may save or print the document for your records. The Annual Parent/Student Internet Use Policy can also be accessed online anytime on the District's website under the **registration** tab.
 I have read and accepted the required document.
- Medi-Cal Consent Information** *Required
The District, in cooperation with the California Departments of Health Care Services and Education, participates in a program that allows the District to be reimbursed for select health services provided to Medi-Cal eligible students at school. To receive reimbursement for these services, the District must obtain consent to release limited education records. Even if your student is not currently Medi-Cal eligible, your consent is still needed in the event that your child becomes eligible.
In the next section of registration you will be asked to **allow** or **deny** this authorization.
 I have read the required document.

Handbooks

- Holder Handbook** *Required
Please read and review the Annual School Handbook. You will be asked to acknowledge the receipt of this document in the next section. You may save or print the document for your records. The Annual School Handbook can also be accessed online anytime on the school's website under the **parents** tab.
 I have read and accepted the required document.

✓ Haga clic en cada documento para abrir y verlo en otra página. El cuadro se pondrá verde una vez que se haya visto un documento.



✓ Una vez que haya visto todo los documentos, seleccione **Confirmar y Continuar** para seguir a la siguiente sección

Autorizaciones

La pantalla de Autorizaciones y Prohibiciones mostrará notificaciones importantes del Distrito para que usted lea y revise. **Debe seleccionar un estatus para cada Autorización.**

Review and provide a response to each of the following authorizations:

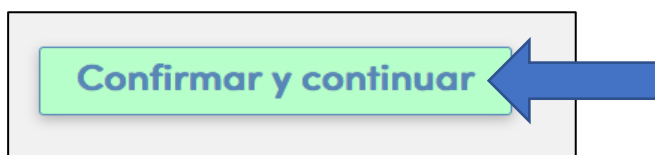
Description	Status
<p>• Parent/Student Handbook I/We have read and accept the School Parent/Student Handbook information, including but not limited to Attendance, Safety, Health Services, Nutritional Guidelines, Dress Code, Student Behavior, Rules, Discipline Policies, Visitation, and Internet Use policies. I am aware that the School Parent/Student handbook is available on our school's website by clicking on the parents tab.</p>	<input type="checkbox"/> I Acknowledge <input type="checkbox"/> DO NOT USE
<p>• Annual Notice to Parents/Guardians I have read and accepted the District Annual Notification of Rights as required by Education Code 48982. I am aware that the District Annual Notification to Parents/Guardians is also accessed online anytime on the District's website under the registration tab.</p>	<input type="checkbox"/> I Acknowledge <input type="checkbox"/> DO NOT USE
<p>• Internet Use Policy I/We have read and agree to adhere to the Parent/Student Internet Use Policy. I understand that (I am, my child) is expected to act in a responsible manner and follow all guidelines regarding use of the school's technology resources, and that all privileges on such systems can be revoked for violations of the policy. I am aware that the Internet Use Policy and Agreement can also be accessed online anytime on the District's website under the registration tab.</p>	<input type="checkbox"/> I Acknowledge <input type="checkbox"/> DO NOT USE
<p>• Medical Emergency In the event of a medical emergency (and at parent's expense), the school may call 911 and your child may be transported to the nearest local medical facility for treatment.</p>	<input type="checkbox"/> I Acknowledge <input type="checkbox"/> DO NOT USE
<p>• Medi-Cal Consent I grant consent to the release of my child's related health records and access to my child's Medi-Cal benefits. The District, in cooperation with the California Departments of Health Care Services and Education, participates in a program that allows the District to be reimbursed for select health services provided to Medi-Cal eligible students at school. To receive reimbursement for these services, the District must obtain consent to release limited education records. Even if your student is not currently Medi-Cal eligible, your consent is still needed in the event that your child becomes eligible.</p>	<input type="checkbox"/> Allow <input type="checkbox"/> Deny
<p>• School Marquee I give permission for my child's name to be displayed on the school marquee.</p>	<input type="checkbox"/> Allow <input type="checkbox"/> Deny
<p>• Medical Information Shared with Staff I give permission for my child's medical information to be shared with appropriate school staff (i.e. teachers working with my child, site administrators, etc), as necessary.</p>	<input type="checkbox"/> Allow <input type="checkbox"/> Deny
<p>• Photo/Video Release ***Please note that if permission is not granted, your child will not be included in the annual class portrait*** I give permission to District Staff or PTA to use photographs/video of my child in connection with school activities, which includes but is not limited to the following: annual class portrait, PTA publications, the School's or District's online platforms.</p>	<input type="checkbox"/> Allow <input type="checkbox"/> Deny
<p>• Release of Student Transcripts I give permission to the District to release my child's transcripts electronically to Anaheim Union High School when they enter 6th grade.</p>	<input type="checkbox"/> Allow <input type="checkbox"/> Deny
<p>• District Device Savanna School District devices are available for check out for 3rd-6th grade students. Would you like to check out a Chromebook for the 2022-2023 school year?</p>	<input type="checkbox"/> Yes <input type="checkbox"/> No
<p>• Extended Learning Opportunity The Savanna School District will be offering an after school Extended Learning Opportunity Program (WINGS) that extends to 6:00pm on site. Would you like to reserve a space for your child?</p>	<input type="checkbox"/> Yes <input type="checkbox"/> No

* Response Required

Save

✓ Seleccione el estatus para **TODAS** las Autorizaciones en la lista

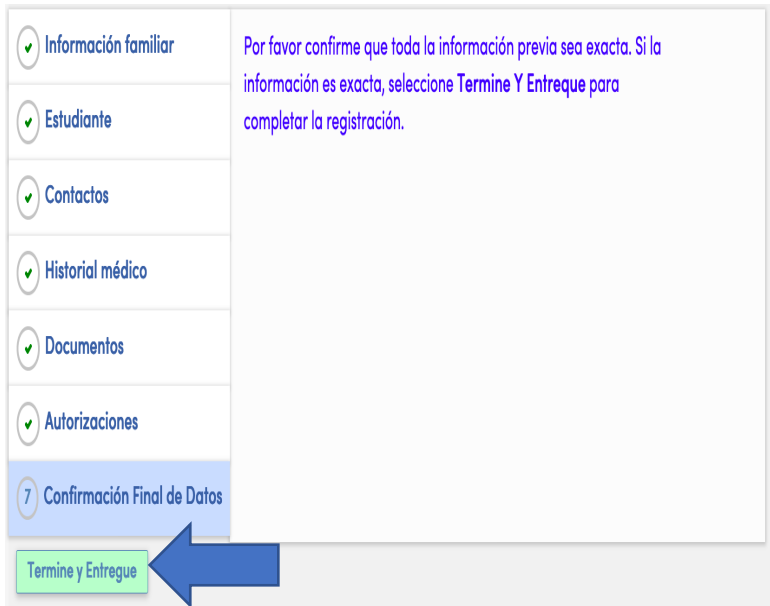
✓ Cuando termine, seleccione **Guardar**



✓ Seleccione **Confirmar y Continuar** para seguir a la última sección.

CONFIRMACIÓN DE DATOS FINALES

La pantalla de **Confirmación de Datos Finales** requiere que confirme que toda la información en las páginas anteriores es correcta.



✓ Información familiar	Por favor confirme que toda la información previa sea exacta. Si la información es exacta, seleccione Termine Y Entregue para completar la registración.
✓ Estudiante	
✓ Contactos	
✓ Historial médico	
✓ Documentos	
✓ Autorizaciones	
7 Confirmación Final de Datos	

Termine y Entregue

- ✓ Una vez que haya verificado que todos los datos son correctos, seleccione **Terminar y Entregar**.

Después de seleccionar **Terminar y Entregar**, su estudiante está registrado para el año escolar 2022-2023. Se enviará un recibo de la confirmación de datos por correo electrónico al correo electrónico de la cuenta principal designada. Puede imprimir una copia de la tarjeta de emergencia para sus registros si es necesario.